

Medical Education Centre



Mainz · Marseille · Milan

Excellent Perspectives
in Medical Education

Welcome

Philosophy

To work continuously on an improvement of the medical situation focussing on education and training for endoscopists is one of the major goals of the Medical Education Centres covered by PENTAX Campus in Europe.

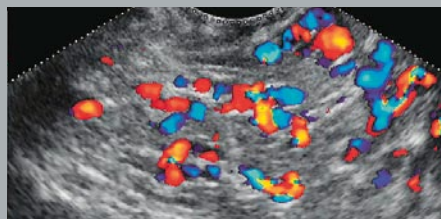
Together with each Centre we are committed to providing high quality education for all participants. When combined with the academic part of the training, the clinical component addresses the needs of the profession, student, clinical facility, academic program and patients.

The academic programme and the clinical facility both have the responsibility to assure that only qualified trainers enter the profession. The professional organisations have set standards for training that must be met by the academic and clinical programmes.

Each Medical Education Centre boasts its own application field and provides all of the most important training modules. Trained by professional experts at inspiring locations all over Europe you get the exclusive opportunity to learn and understand innovative technologies and see established methods from a perspective you never had before. PENTAX offers you this exclusive access - all you have to do is get ready for the next generation of innovative medicine.

Your PENTAX LIFE CARE Team





EUS training courses:

Dr. Marc Giovannini, Head of the Department "Hépatogastro-entérologie" of the hospital complex "Institut PAOLI-CALMETTES", is one of the main international specialists in the field of echoendoscopy. He is considered a "pioneer" of linear echoendoscopy.

- **Monday:**
08:30 – 09:00 h
 Welcome breakfast
09:00 – 10:30 h
 Normal EUS anatomy
10:30 – 13:00 h
 Live examinations
13:00 – 14:30 h
 Lunch
14:30 – 16:30 h
 Clinical cases on video hand on Symbionix simulator
16:30 – 17:00 h
 Novelties in diagnostic endoscopic ultra-sound
- **Tuesday:**
08:30 – 10:00 h
 EUS guide FNA
10:00 – 13:00 h
 Live examinations
13:00 – 14:30 h
 Lunch
- 14:30 – 17:00 h**
 Clinical cases on video hand on Symbionix simulator – learning EUS FNA
- **Wednesday:**
08:30 – 13:00 h
 Live examinations
13:00 – 14:30 h
 Lunch
14:30 – 16:00 h
 Clinical cases on video hand on Symbionix simulator
16:00 – 17:00 h
 Therapeutic endoscopic ultra-sound
- **Thursday:**
08:30 – 10:30 h
 Quiz on normal EUS anatomy
10:30 – 13:00 h
 Live examinations
13:00 – 14:30 h
 Lunch
14:30 – 17:00 h
 EUS and pancreatic cancer

Your education team



Dr. Marc Giovannini



Dr. Christian Pesenti



Dr. Erwan Bories

- **Friday:**
08:30 – 10:30 h
 Quiz on EUS on pancreatic tumours
10:30 – 13:00 h
 Symbionix simulator
13:00 – 14:30 h
 Lunch
14:30 – 17:00 h
 Endorectal ultrasound and 3D EUS
- **Duration of the course:** 5 days
- **Costs:** EUR 1,000,-
- **Number of participants:** 5 persons

360° endoscopic training at the Education Centre in Milan.

Endoscopy is the focus of this European education and training centre located in Milan, one of the most attractive and charming locations in Italy.

High-level training thanks to the professional cooperation of three important centres in Italy:

● **Università Vita-Salute San Raffaele:**

One of the most representative universities and research centres in Italy, with experts in operative endoscopy, pancreatic and biliary duct diseases and in EUS.

● **Istituto Europeo di Oncologia:**

A very important oncological centre in Italy using the latest technologies, such as confocal endomicroscopy, to guarantee the best detection rate.

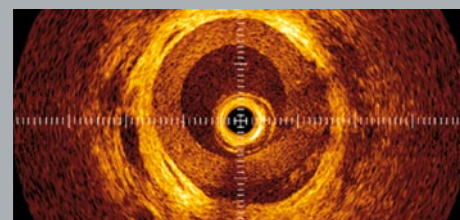
● **Ospedale Maggiore di Crema:**

An important and well-known hospital. The endoscopic department is one of the reference centres in Italy focused on IBD, ERCP and endomicroscopy.

Both higher standards in conventional endoscopy and new technologies for future procedures are available in these advanced training courses. Basic courses are coming soon!

Five days of training, from Monday to Friday, where you can improve your skills in endoscopy and see what is already possible by attending endoscopic procedure sessions, interactive meetings and case discussions with the teachers.

These seminars, which are held by a professional team of experts, are focused on the growing fields



of endoscopy, such as ERCP, EUS, interventional GI endoscopy, OCT, endomicroscopy and others. If you are interested in further information, register now and you will be one of the first to receive more details.

Advanced training courses programme

ERCP course

Monday, San Raffaele Hospital:

- Welcome and introduction to the teachers, participants and course programme
- ERCP live
- ERCP: theory, basic technique, instruments, accessories

Tuesday, Wednesday, Crema, Ospedale Maggiore:

- ERCP live
- Case discussion

Thursday, San Raffaele Hospital:

- ERCP live
- Case discussion

Friday, San Raffaele Hospital:

- Review of the short films concerning the most interesting cases
- Final discussion with the teachers

Interventional GI endoscopy course


Monday, San Raffaele Hospital:

- Welcome and introduction to the teachers, participants and course programme
- GI live, major surgery
- GI endoscopy: theory, basic technique, instruments, accessories

Your education team



Prof. P. A. Testoni
Università Vita-Salute
San Raffaele, Milan



Dr. C. Crosta
Istituto Europeo di
Oncologia, Milan



Dr. A. Zambelli
Ospedale Maggiore,
Crema



Dr. P. G. Arcidiacono
Università Vita-Salute
San Raffaele, Milan

From Tuesday to Friday:

The doctors, divided into groups of four, participate in activities at the three endoscopic departments:

Milan, San Raffaele Hospital Milan, European Institute of Oncology

Crema, Ospedale Maggiore

- Morning: endoscopy live
- Afternoon: case discussion and theoretical lessons

EUS course

From Monday to Friday:

The doctors will participate in activities at the ultrasound division of the endoscopic department in Milan, San Raffaele Hospital

- Morning: endoscopy live
- Afternoon: case discussion and theoretical lessons

Endomicroscopy - Explore a whole new world in endoscopy

Come and visit the Endoscopic Education Centre at Mainz University

● Endomicroscopy:

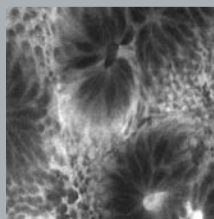
Confocal Endomicroscopy is a newly available endoscopic technique from Pentax which combines microscopy and endoscopy. Endomicroscopy enables in vivo microscopy of the whole mucosal layer at subcellular resolution during ongoing endoscopy.

● Training at the centre of excellence:

The interdisciplinary endoscopy unit at the Johannes Gutenberg University of Mainz is the Centre of Excellence for endomicroscopic imaging with more than 1,000 examinations performed so far. The very first clinical study on the diagnostic yield of endomicroscopy was performed in Mainz and was published as a featured article in Gastroenterology in 2004. Since then, different new indications and imaging possibilities have been explored and have led to multiple publications, presentations and educational programmes. Mainz University is now offering different types of tutorial visitations, which will provide the participants with a deep insight into and structured training in endomicroscopy.

● Trainers and tutors

Endomicroscopy experts and professors such as Ralf Kiesslich, Martin Götz and Markus F. Neurath will guide you through the different courses at the endoscopic unit of the First Medical Department (Director: Prof. Dr. Peter R. Galle). Furthermore, Michael Vieth (Clinic of Bayreuth), an expert of gastrointestinal pathology, will teach you on the subject of image interpretation. Finally, experts from Optiscan and Pentax will offer insights into the technical structure and future development of the system.




Your education team




PD Dr. Ralf Kiesslich



PD Dr. Michael Vieth
Klinikum Bayreuth



Dr. Martin Götz



Prof. Markus F. Neurath

● Aim and spectrum of the training:

The purpose of the different training courses is to offer you initial and advanced training lessons and to provide you with in depth knowledge about the technique and the clinical value of endomicroscopy. The courses contain different elements: live demonstrations, hands on training, image interpretation, technological review and update and overview on recent publications in the field of endomicroscopy.

You can select from three training possibilities:

● 1-day seminar: start-up package

Live and on site you will see a number of examinations, learn how easy it is to handle the endomicroscope and get a first glance of endomicroscopical images along with guidance from the endomicroscopists from Mainz. They will accompany you through the day so you are immersed in this new topic. This offer includes a state of the art lecture and an introduction to image interpretation.

● 2-day seminar: complete package

Extensive training on reviewing and interpretation of endomicroscopic images and comparable histological slides is offered in addition to the components of the 1-day seminar. Both endoscopists and pathologists will assist you and guide you through the live cases and computer assisted image interpretation.

● 3-day seminar: expert package

This full range seminar offers you all available training possibilities including live demonstrations, lectures, hands-on practice plus advanced image interpretation. You will be intensively trained in endomicroscopy and histopathology. Thus, you will be ready to start with endomicroscopy at your institution.

Learn more at:
www.endomicroscopy.info

If you have any questions, please do not hesitate to contact our education department:

PENTAX Europe GmbH

LIFE CARE Marketing

Julius-Vosseler-Straße 104

22527 Hamburg

Germany

Tel.: +49 40 / 5 61 92 - 0

Fax: +49 40 / 5 60 42 13

E-Mail: medical.education@pentax.de

FAX to: +49 (0)40 / 560 42 13 

Please fill in in capital letters!

Mr. Mrs.

Last name: First name:

Title: Hospital:

Department: Function:

Address:

Postal code + city:

Country:

Phone: Fax:

E-mail:

I would like to take part in the following course: As our courses are limited, we kindly ask you to tick one priority date (P) and one alternative date (A). The places are assigned on a first come, first served basis.

Medical Education Centre Mainz, Germany

Endomicroscopy course:

1-day seminar (start-up package) – registration fee: EUR 400

<input type="radio"/> Mar 2 nd , 2009	<input type="radio"/> June 29 th , 2009	<input type="radio"/> Sept 7 th , 2009	<input type="radio"/> Nov 2 nd , 2009	
--	--	---	--	--

2-day seminar (complete package) – registration fee: EUR 600

<input type="radio"/> Mar 2 nd – 3 rd , 2009	<input type="radio"/> June 29 th – 30 th , 2009	<input type="radio"/> Sept 7 th – 8 th , 2009	<input type="radio"/> Nov 2 nd – 3 rd , 2009	
--	---	---	--	--

3-day seminar (expert package) – registration fee: EUR 800

<input type="radio"/> Mar 2 nd – 4 th , 2009	<input type="radio"/> June 29 th – July 1 st , 2009	<input type="radio"/> Sept 7 th – 9 th , 2009	<input type="radio"/> Nov 2 nd – 4 th , 2009	
--	---	---	--	--

NaviAid™ BGE course: 1-day-seminar – registration fee: EUR 250

<input type="radio"/> Feb 9 th , 2009	<input type="radio"/> Feb 10 th , 2009	<input type="radio"/> Feb 11 th , 2009		
--	---	---	--	--

Hi Line course: 1-day-seminar – registration fee: EUR 250

<input type="radio"/> Apr 27 th , 2009	<input type="radio"/> Apr 28 th , 2009	<input type="radio"/> Apr 29 th , 2009	<input type="radio"/> May 18 th , 2009 German language	<input type="radio"/> May 19 th , 2009 German language
<input type="radio"/> May 20 th , 2009 German language	<input type="radio"/> Oct 5 th , 2009	<input type="radio"/> Oct 6 th , 2009	<input type="radio"/> Oct 7 th , 2009	

Medical Education Centre Milan, Italy: 5-day-seminar – registration fee: EUR 1.500

<input type="radio"/> Feb 16 th – 20 th , 2009 ERCP-course	<input type="radio"/> Mar 16 th – 20 th , 2009 GI-course	<input type="radio"/> Apr 20 th – 24 th , 2009 EUS-course	<input type="radio"/> June 8 th – 12 th , 2009 ERCP-course	<input type="radio"/> Sept 21 th – 25 th , 2009 EUS-course
<input type="radio"/> Oct 12 th – 16 th , 2009 GI-course	<input type="radio"/> Nov 9 th – 13 th , 2009 ERCP-course			

Medical Education Centre Marseille, France, EUS-course: 5-day-seminar – registration fee: EUR 1.000

<input type="radio"/> Jan 12 th – 16 th , 2009	<input type="radio"/> Mar 9 th – 13 th , 2009	<input type="radio"/> June 8 th – 12 th , 2009	<input type="radio"/> Sept 14 th – 18 th , 2009	<input type="radio"/> Nov 16 th – 20 th , 2009
--	---	--	---	--

Date: Signature:

Please send the registration form back to:

PENTAX Europe GmbH · LIFE CARE · Ina Klocke · Julius-Vosseler-Str. 104 · 22527 Hamburg · Germany
Phone: +49 (0)40 / 561 92 256 · Fax: +49 (0)40 / 560 42 13 · E-mail: medical.education@pentax.de